

Ogemaw County



4-H Sheep Project Record Book

Name: _____

Age: _____

County: _____

4-H Club: _____

Years in 4-H: _____ Years in Project: _____

Member's Signature: _____

Parent's Signature: _____

Project Information

Animal Name: _____

Tag Number: _____

Breed: _____

Sex: _____

Date of Birth: _____

Date Purchased: _____

Purchased Price: _____

Date Sold: _____

Buyer: _____

Price per Pound: _____

Why keep a Record Book?

By keeping records, you will be able to see how much progress you make this year and over the course of your 4-H career as you set goals and work to accomplish them.

Good records will:

- ❖ Help you learn about animals, their rate of growth, the feed they require, the cost of the feed they require and their habits.
- ❖ You will learn key strategies in keeping effective records.
- ❖ You will gain skills in setting goals and establishing methods of achieving them.
- ❖ Keeping goals will help you remember the fun you had.
- ❖ Record keeping is a great way to develop your skills and organize your time.
- ❖ The information in your record will give you a chance to look back on your year and help you decide what you want to change for the next year.
- ❖ Your record will be a way to share your project with others.
- ❖ You will learn new skills that you can apply to other project and activities.

Record Book Instructions:

- ❖ Keep your record book up to date. (It makes record keeping easier.)
- ❖ Read through this record book before you start recording information, understand what each section is asking before you start.
- ❖ If you have questions, ask for help from other members, your parents, leaders or 4-H staff.
- ❖ All work must be completed by YOU, not someone else.
- ❖ Be creative; make the record book interesting and add your own personal touch.

If you have questions or need help on this record book, please contact your leader, parent/guardian, or County MSU Extension Office.

PLEASE PRINT OR WRITE CLEARLY.

Project Information

(Submit one completed record book for each market species)

Name and/or description of animal(s): _____

Breed(s): _____

Identification of animal(s) (Tattoo/Ear tag/Fair tag number): _____

Estimated Birth date of animal(s): _____

Date of ownership or purchase date: _____

Estimated beginning value of animal(s): _____

Please tell us about your project animal (check all that apply):

- Purchased my project animal(s)**
- Project animal(s) are bred & owned (from an animal on my family farm)**
- Other (please explain): _____**

Project Reflection:

1. What are your project goals for this year? _____

2. How are you financing your market lamb project this year? _____

3. What did you feed your lamb this year and how did you choose what to feed? _____

4. What factors did you consider when selecting your lamb(s)? _____

5. What was your biggest project management problem this year and how did you deal with it? _____

Project Performance Summary

Ending Weight

Beginning Weight

Pounds Gained

Days on Feed

Average Daily Gain

Total Feed Costs

Total Pounds of Gain

Feed Cost per Pound
of Gain

Total Pounds of
Feed Fed

Total Pounds of Gain

Total Pounds of Feed
Fed / Pounds of Gain

Beginning Picture

Ending Picture



Monthly Feed Record Worksheet (Add additional pages if needed)

Feed Types* →	Hay/Roughages		Grains and Mixtures		Minerals		Other:		Monthly lbs.	Total Cost
	lbs.	cost	lbs.	cost	lbs.	cost	lbs.	cost		
SEPT										\$
OCT										\$
NOV										\$
DEC										\$
JAN										\$
FEB										\$
MARCH										\$
APRIL										\$
MAY										\$
JUNE										\$
JULY										\$
AUG										\$
TOTALS		\$		\$		\$		\$		\$

NOTE: RECORD FEED AS IT IS FED TO YOUR ANIMAL.

- *Type of feed should be expressed in pounds and include grains, supplements, mixes, hay, silage, etc.
- The estimated value of homegrown feed needs to be included.

_____ Number of animals reflected on this chart.

 TOTAL FEED add column	 TOTAL FEED COST add column
--------------------------------------------------------------------------------------------------------------------------	-------------------------------------------------------------------------------------------------------------------------------

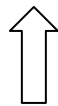
Expenses Other Than Feed Worksheet (Add additional pages if needed)

Expense Categories	Veterinary Charges	Medication/ Insecticides	Bedding	Equipment	Registration Fees	Trucking/ Transportation	Housing rent/ Leasing fees	Clipping/ Shearing fees	Interest paid (if \$ borrowed)	Advertising/ Marketing	Buyer Recognition	Miscellaneous (specify)	Miscellaneous (specify)	Monthly Total
SEPT														\$
OCT														\$
NOV														\$
DEC														\$
JAN														\$
FEB														\$
MARCH														\$
APRIL														\$
MAY														\$
JUNE														\$
JULY														\$
AUG														\$
TOTALS														TOTAL \$

_____ Number of animals reflected on this chart.

\$_____ Total Expense per animal

TOTAL EXPENSES
If this is for more than one
animal, divide by the number of
animals.)



My Project Animal:

(Please complete page 7 for each market animal – make additional copies of this form as needed)

Ear Tag Number	Sex	Breed	Date Acquired	Beginning Weight	Final Weight (A)

NOTE: The final weight can be determined by weight tape, scale at home or at the fair. This can allow the exhibitor to complete record book prior to the fair. For this year, the record begins at purchase.

My Project Income:

$$\frac{\text{Sale Price}}{\text{Final Weight (A)}} \times \text{Final Weight (A)} = \$ \text{MARKET INCOME}$$


**OTHER INCOME could include premiums from another show, sale of by-products (wool, eggs, manure, etc.), etc., generated prior to the fair, also to include class premiums from fair.

$$+ \$ \text{OTHER INCOME **} =$$

Total Income (Add market income and other income)

My Project Expenses:

	VALUE
Purchased Animal = List Price (page 2) or Raised Animal = List Value at Start of Project	a \$
Total Feed Costs Per Animal From Monthly Feed Record Worksheet (page 4)	b \$
Total Cost From Per Animal Expenses Other Than Feed Worksheet (page 5)	c \$
TOTAL EXPENSES (a+b+c)	\$




Total Expenses

Formula to Calculate Your Breakeven Price:

$$\frac{\$ \text{Total Expenses}}{\text{Final Weight of Animal (A)}} = \$ \text{Breakeven Price (Price per pound needed to cover expenses)}$$



Management Notes



Date	Helpful Hints
April 3, 2020	When going to club lamb auctions make sure to arrive early to be able to handle the lambs before the sale begins.

Project Photos

Project Photos

Project Photos

Judge's Comments:

Please respond to the following statements to provide feedback to the youth.

The market animal(s) project owner did the following items well: _____

Areas to improve include: _____

Additional comments: _____

Judging Results (OFFICE USE ONLY)

Ribbon Award:

A

B

C